

High School Report

Ranking Results

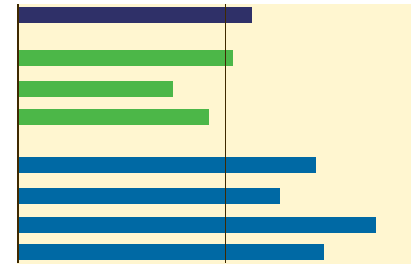
The student's ranks tell you the approximate percentages of recent high school graduates in the U.S. and your state who took the ACT® test and received scores that are the same as or lower than the student's scores. For example, a rank of 4 or the student's composite score means that 4% of students earned that composite score or below.

US Rank

Composite

Math 4
Science 4
STEM 4

English Reading
Writing



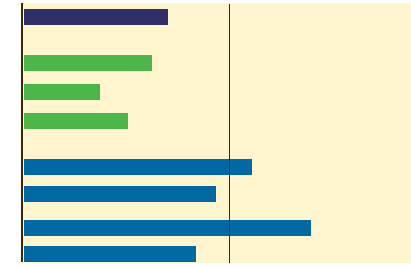


State Rank

Composite

Math 4
Science 4
STEM 4

English Reading
Writing

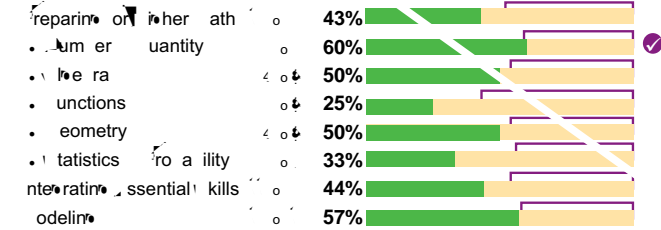


ACT College Readiness Benchmarks

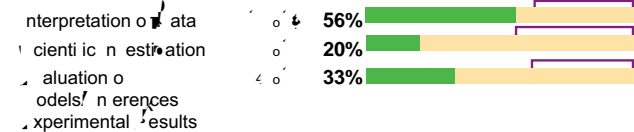
Readiness Benchmark
If the student's score is at or above the benchmark, he or she will likely be ready for first-year college courses in the corresponding subject area. There is currently no benchmark or rating.

Detailed Results

MATH 19



SCIENCE 18

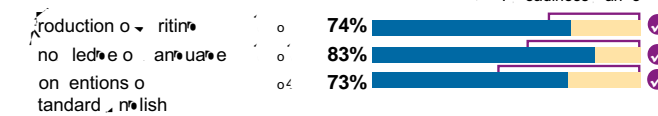


ACT Composite Score: The math, science, English, and reading test scores and the composite score range from 1 to 36 on each test. We converted the student's number of correct answers into a score within that range. The student's composite score is the average of his or her scores on the four subjects rounded to the nearest whole number. If the student left any test completely blank, that score is reported as two dashes and no composite score is computed.

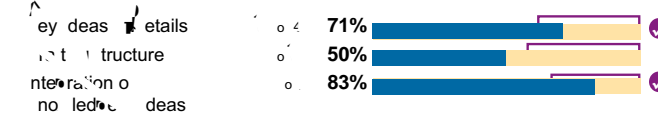
STEM: Sciences, Technology, Engineering, and Math. **ELA:** English and Language Arts.

ACT Readiness Range: This range indicates how students who met the ACT college readiness benchmark on this subject test would be expected to perform.

ENGLISH 24




READING 23



Understanding complex texts is a key skill for college and career success.

WRITING 8

Analysis 8
Development/Support 8
Organization 9
Language use 8
Conventions



High School Report

College

The student's direction/scores from this test date are being reported to the colleges shown below. College planning information is provided for the choices listed when registered or tested. Check with colleges for recent changes in information. Note: Scores are calculated from the grades the student reported or more information, see the *ACT User Handbook* at [act.org/content/dam/act/unsecured/documents/US_T_Scorebook.pdf](#)

[act.org/content/dam/act/unsecured/documents/US_T_Scorebook.pdf](#)

College Choices	Chance of "B" or Higher GPA based on Composite score and GPA	ACT Composite Scores of the middle 50% of current students	Average High School GPA of current students	Average High School Class Rank of current students	Percentage of First-Year Students Receiving Financial Aid	
					Need	Merit
ANN C TAYLOR	100%	21 composite	3.45	Top 25% class rank		

Educational and Occupational Plans

Interest Inventory Scores

Interest Area	Standard Score
Science/Technology	45
Arts	45
Social Services	45
Administrative	45
Business/Professional	45
Technical	45

Major*	Occupation*
English Literature	Creative Writing
Liberal Arts	Liberal Arts
Humanities	Humanities

To learn more, visit [act.org/collegeplanning](#)

Examples of Related Majors

Classical/ancient languages
Comparative literature
Creative writing
English language literature/general
Communications/general

Examples of Related Occupations

Editor
Composer/musician
Journalist/photographer
Fashion model
Musician/instrumentalist
Radio/TV program writer
Writer
Author

Needs Help With*

Academic/occupational plans/writing/math/reading/study skills/industry work

See students check out careers/majors and colleges that are right for them at [act.org/collegeplanning](#)

Information provided by the student major and occupation boxes are not shaded; data here incomplete