



**ACT<sup>®</sup>**

**THE ACT INTEREST  
INVENTORY AND THE  
WORLD-OF-WORK  
MAP**

---



**ACT<sup>®</sup>**

# Contents

---

AC	3
	8
	10
	11

B  
70  
A  
AC  
B AC  
4

## Work Task Dimensions

AC (2009).  
 12,000  
 100,000  
 1,000  
 D  
 (1)

A  
 ( )  
 ( )  
 B

## Description of the ACT Interest Inventory

AC 12  
 ( )  
 10 14  
 ( )

### Science & Technology :

A  
 A  
 ( )  
 ( )  
 ( )  
 ( )

### Social Service:

A

### Administration & Sales :

A

### Business Operation :

A

### Technical:

A

AC  
 (1977)

A

AC

(AC)  
 ( )

( )

M (AC, 2009).

## Development and Norms

AC 1977  
 1987 88,  
 5,000  
 ( 8 12)  
 2002 06,  
 70,000



**Example d.** AC

10,992

AC 72

(9)

42%. (B

17%).

AC

68,000

23

A 31%

55% (42%).

A

M (AC, 2009).





# The World-of-Work Map

---



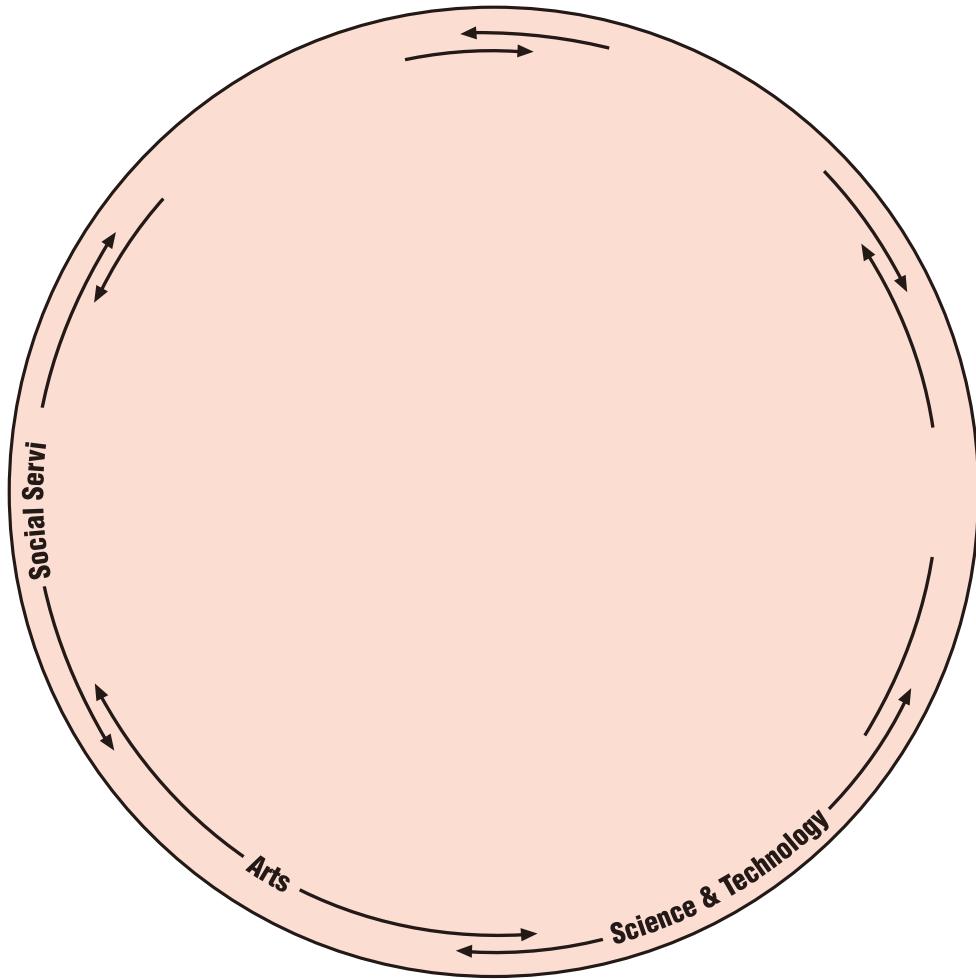
## Getting to Know the Map



## Putting People on the Map









Ag... (2009). ...

Cr... (1951). C... 16, 297-334.

D... (1998). ... 9, 40-44.

... (1997). M... (199). ...

**ACT**

[www.act.org](http://www.act.org)